


ENDFEDZ®
EF-80
80M END FED DIPOLE

ENDFEDZ ARE MONO BAND ANTENNAS. USE ON BANDS OTHER THAN THE DESIGN BAND WILL RESULT IN SIGNIFICANT COAX RADIATION AND MAY RUIN THE MATCHBOX



ASSEMBLY

1. This antenna is essentially a half wave dipole with one important difference– the feedline is at the end of the antenna. The antenna is suspended at its ends by the two included end insulators– one of which is integral to the matchbox.
2. In order to have the least possible influence on the antenna, insulated lines are recommended for attachment to the insulators. The antenna may be suspended horizontally, vertically or sloping. Portable operation is easily accomplished by suspending the far end from a tree limb and letting the matchbox hang just above the ground.
3. The antenna has been used from hotel rooms by hanging the matchbox end just outside the window and letting the far end hang, or preferably pulling it away from the building with a guy attached to the end insulator.

4. Tuning is best accomplished by using an antenna analyzer attached to far end of the coaxial cable that will be used with the antenna. Once the initial resonant frequency is established, the antenna may be tuned just like a Dipole. Due to narrow band width of 80 meters, the Par Endfedz will require to match one of two ways (CW or SSB). We have pre-tuned the MatchBox for 3750 kHz at a bandwidth of 130 kHz. If you wish to use your antenna on the CW portion of the band you will most likely use the full length of wire supplied with the antenna. If using SSB, you will need to shorten down to approximately 125 ft.

NOTE: Should you cut the radiator too short during tuning, use the enclosed stub as in Fig 2 and continue tuning by pruning the stub.

5. Once you are satisfied with the overall length of the radiator, lace the wire through all three holes in the insulator as shown in Fig. 1.
6. Fig. 3 illustrates some mounting ideas.



Fig. 1



Fig. 2

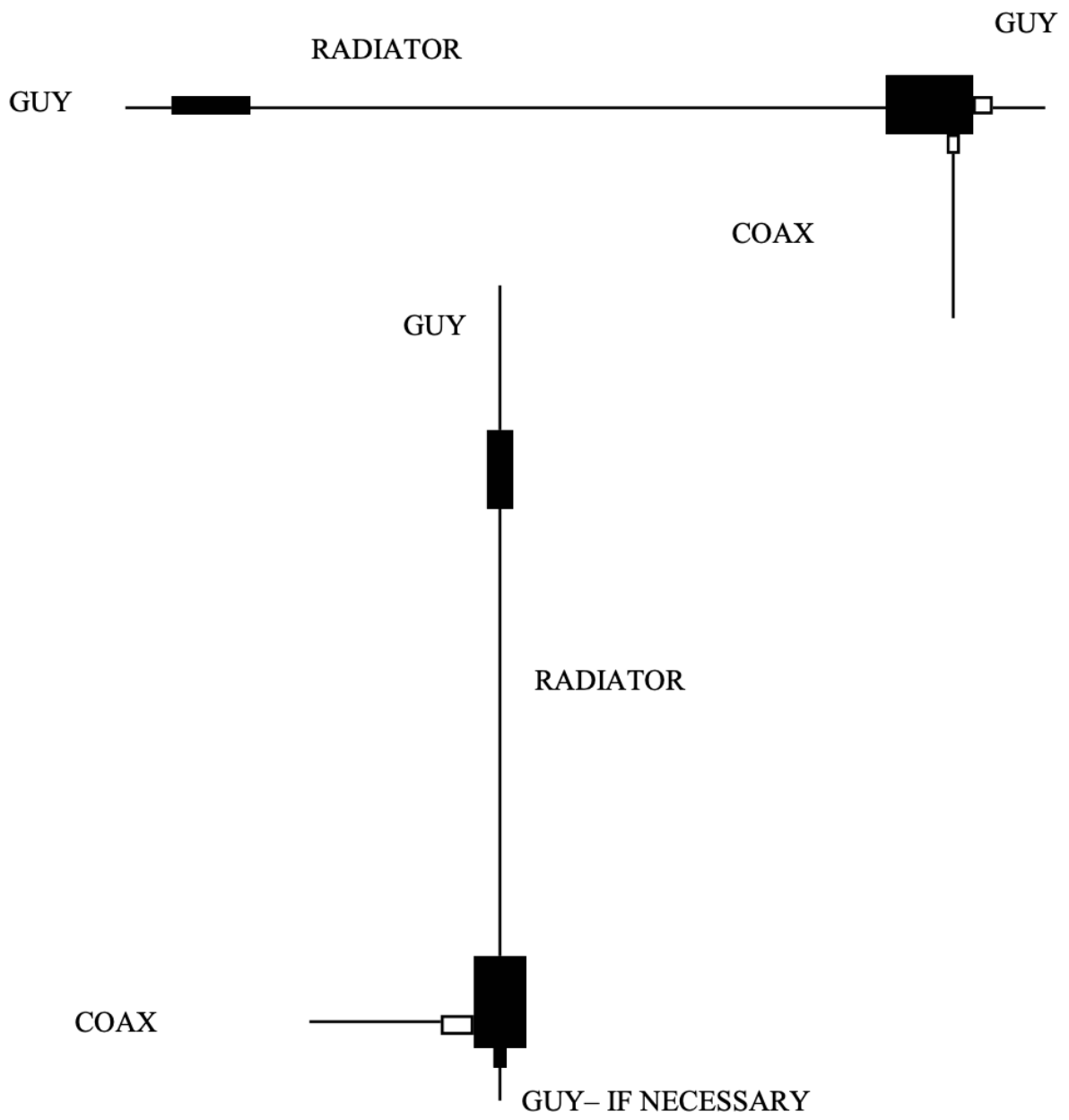
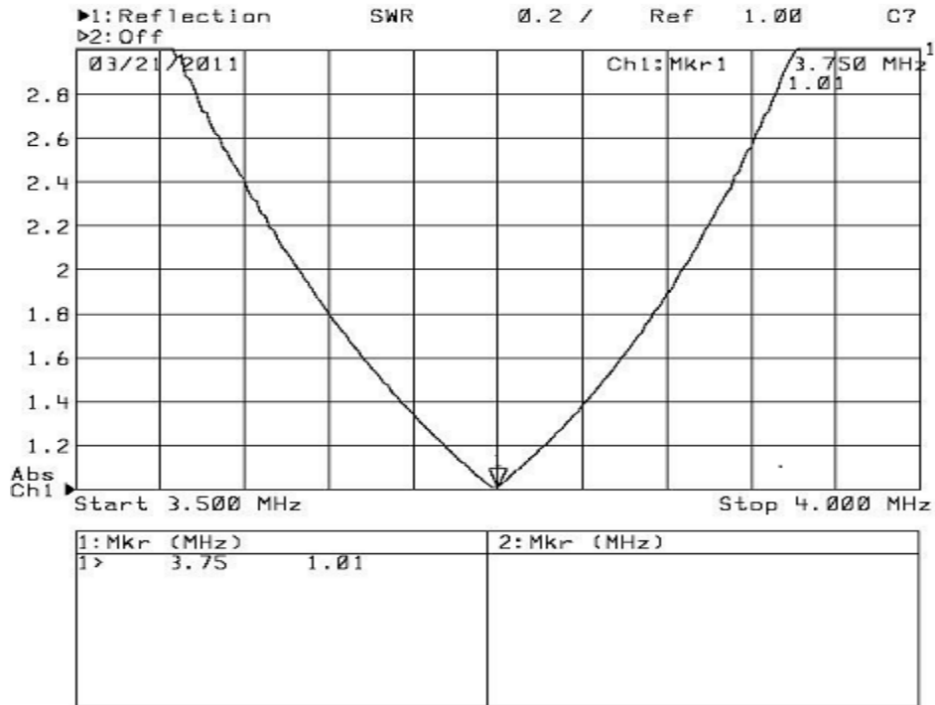


Fig. 3



SPECIFICATIONS

Polarity:	Depends on mounting configuration
Design Z:	50 Ohms
Frequency of operation:	3.5-4.0 MHz
V.S.W.R. Bandwidth:	130 kHz @ 1.5:1 or less
Power Handling:	100 watts
Weight:	0.75 lbs
Length:	135'0"
Hardware:	Stainless Steel
Connector:	Silver/Teflon SO-239
Radiator:	#18 AWG Poly Stealth

EndFedz®
Vibroplex LLC
1001 N. Broadway St.
Knoxville, TN 37917
(865) 309-5073

www.vibroplex.com

vibroplex@vibroplex.com