


**ENDFEDZ®  
EF-15QRP  
15M END FED HALF WAVE ANTENNA**

ENDFEDZ ARE MONO BAND ANTENNAS. USE ON BANDS OTHER THAN THE DESIGN BAND WILL RESULT IN SIGNIFICANT COAX RADIATION AND MAY RUIN THE MATCHBOX



**PACKING LIST OF INCLUDED ITEMS:**

- EF-15QRP antenna
- PL-259 to BNC male adapter (to use BNC equipped coaxial cable if desired)
- End insulator, manufacturer Spiderbeam
- Tuning stub
- This manual

**ASSEMBLY**

1. This antenna is essentially a half wave dipole with one important difference– the feedline is at the end of the antenna.
2. In order to have the least possible influence on the antenna, insulated lines are recommended for attachment to the insulators. The antenna may be suspended horizontally, vertically or sloping. Portable operation is easily accomplished by

suspending the far end from a tree limb and letting the matchbox hang just above the ground.

3. The antenna has been used from hotel rooms by hanging the matchbox end just outside the window and letting the far end hang, or preferably pulling it away from the building with a guy attached to the end insulator.
4. Tuning is best accomplished by using an antenna analyzer attached to the far end of the coaxial cable that will be used with the antenna. Once the initial resonant frequency is established, the antenna may be tuned just like a dipole. Shortening the far end by 1" will raise the resonant frequency approximately 75 kHz. Trim or (better) fold the wire back on itself and wrap to shorten the antenna. If too much wire is removed, the included tuning stub may be attached to the stud at the matchbox end and trimmed to establish resonance to the desired frequency. Fine tuning may be accomplished by changing the orientation of the stub with regard to the main radiator (I.e. rotating the stub and retightening the hardware. Tighten the hardware just enough to compress the lockwasher.
5. Once you are satisfied with the overall length of the radiator, lace the wire and tie off a support rope through the provided insulator.
6. Fig. 1 illustrates some mounting ideas.

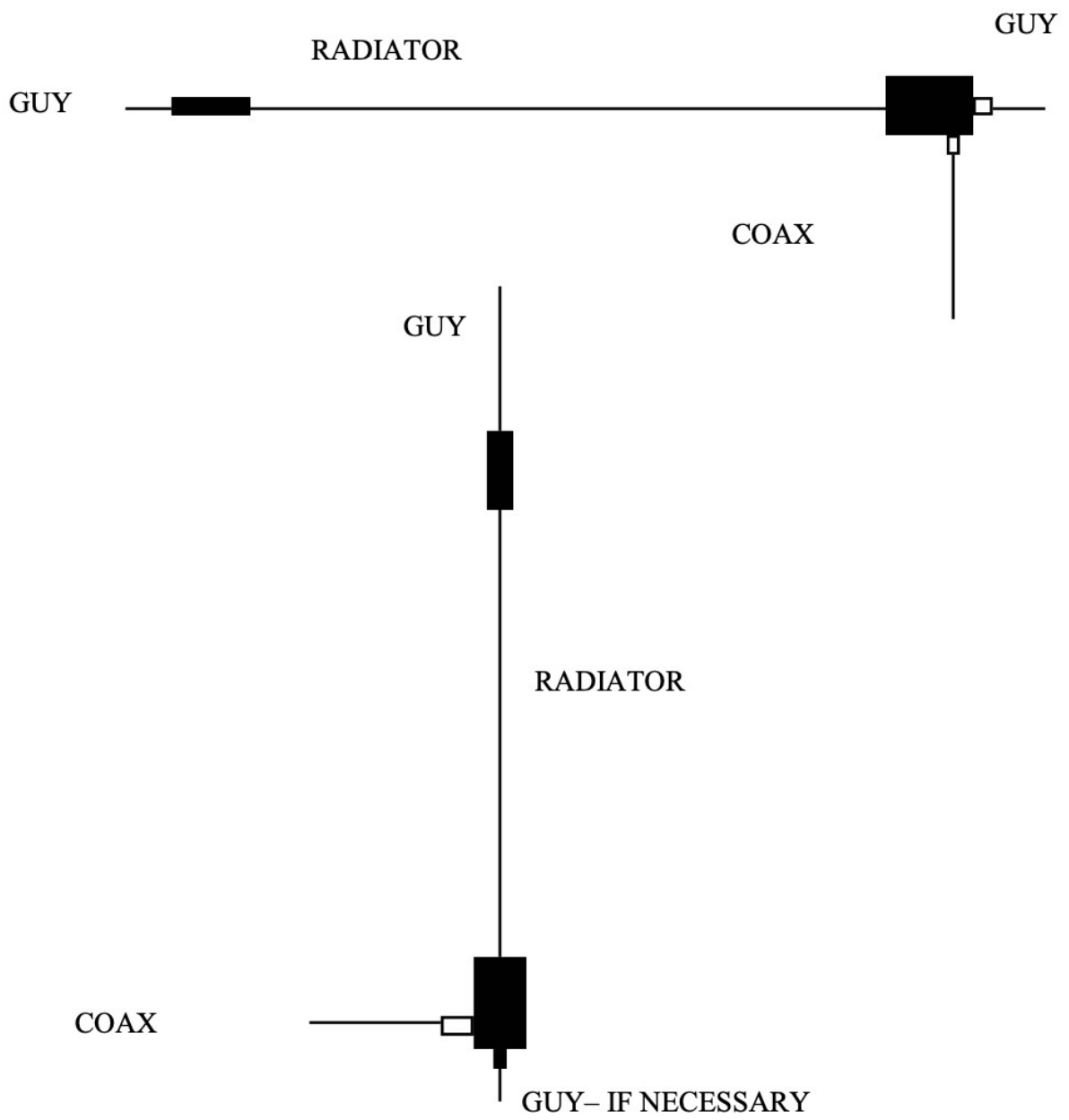
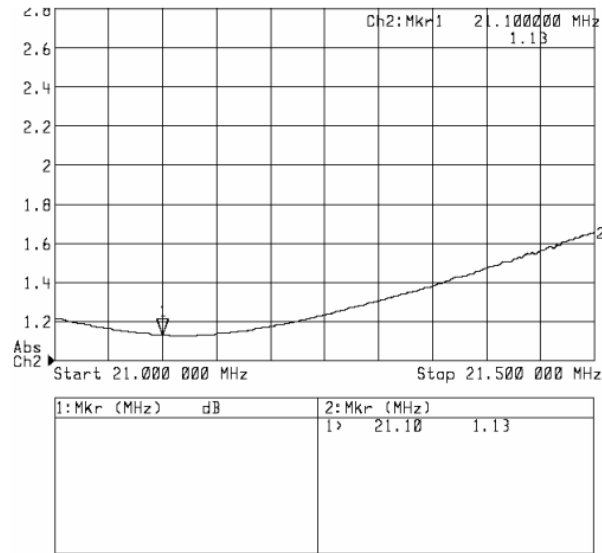


Fig. 1

**EF-15  
TYPICAL  
V.S.W.R. PLOT**



**SPECIFICATIONS**

- Polarity: Depends on mounting configuration
- Design Z: 50 Ohms
- Frequency of Operation: 21.0-21.450 MHz
- V.S.W.R. Bandwidth: 500 kHz 1.5:1
- Power Handling: 25 watts SSB/CW, 12.5 watts digital
- Weight: 4 ounces
- Length: 22'3"
- Hardware: Stainless Steel
- Connector: Silver/Teflon SO-239, PL-259 to BNC male adapter included
- Radiator: #22 AWG Poly Stealth

**EndFedz®  
Vibroplex LLC  
1001 N. Broadway St  
Knoxville, TN 37917  
(865) 309-5073**

[www.vibroplex.com](http://www.vibroplex.com)      [vibroplex@vibroplex.com](mailto:vibroplex@vibroplex.com)