


ENDFEDZ®
EF-12
12M END FED DIPOLE

ENDFEDZ ARE MONO BAND ANTENNAS. USE ON BANDS OTHER THAN THE DESIGN BAND WILL RESULT IN SIGNIFICANT COAX RADIATION AND MAY RUIN THE MATCHBOX



ASSEMBLY

1. This antenna is essentially a half wave dipole with one important difference– the feedline is at the end of the antenna. The antenna is suspended at its ends by the two included end insulators– one of which is integral to the matchbox.
2. In order to have the least possible influence on the antenna, insulated lines are recommended for attachment to the insulators. The antenna may be suspended horizontally, vertically or sloping. Portable operation is easily accomplished by suspending the far end from a tree limb and letting the matchbox hang just above the ground.
3. The antenna has been used from hotel rooms by hanging the matchbox end just outside the window and letting the far end hang, or preferably pulling it away from the building with a guy attached to the end insulator.

4. Tuning is best accomplished by using an antenna analyzer attached to the far end of the coaxial cable that will be used with the antenna. Once the initial resonant frequency is established, the antenna may be tuned just like a dipole. Shortening the far end by 1" will raise the resonant frequency approximately 75 kHz. Trim or (better) fold the wire back on itself and wrap to shorten the antenna. If too much wire is removed, the included tuning stub may be attached to the 10-32 stud at the matchbox end and trimmed to establish resonance to the desired frequency (Fig.2). Fine tuning may be accomplished by changing the orientation of the stub with regard to the main radiator (I.e. rotating the stub and retightening the hardware. Tighten the #10 hardware just enough to compress the lockwasher.
5. Once you are satisfied with the overall length of the radiator, lace the wire through all three holes in the insulator as shown in Fig. 1.
6. Fig. 3 illustrates some mounting ideas.



Fig. 1



Fig. 2

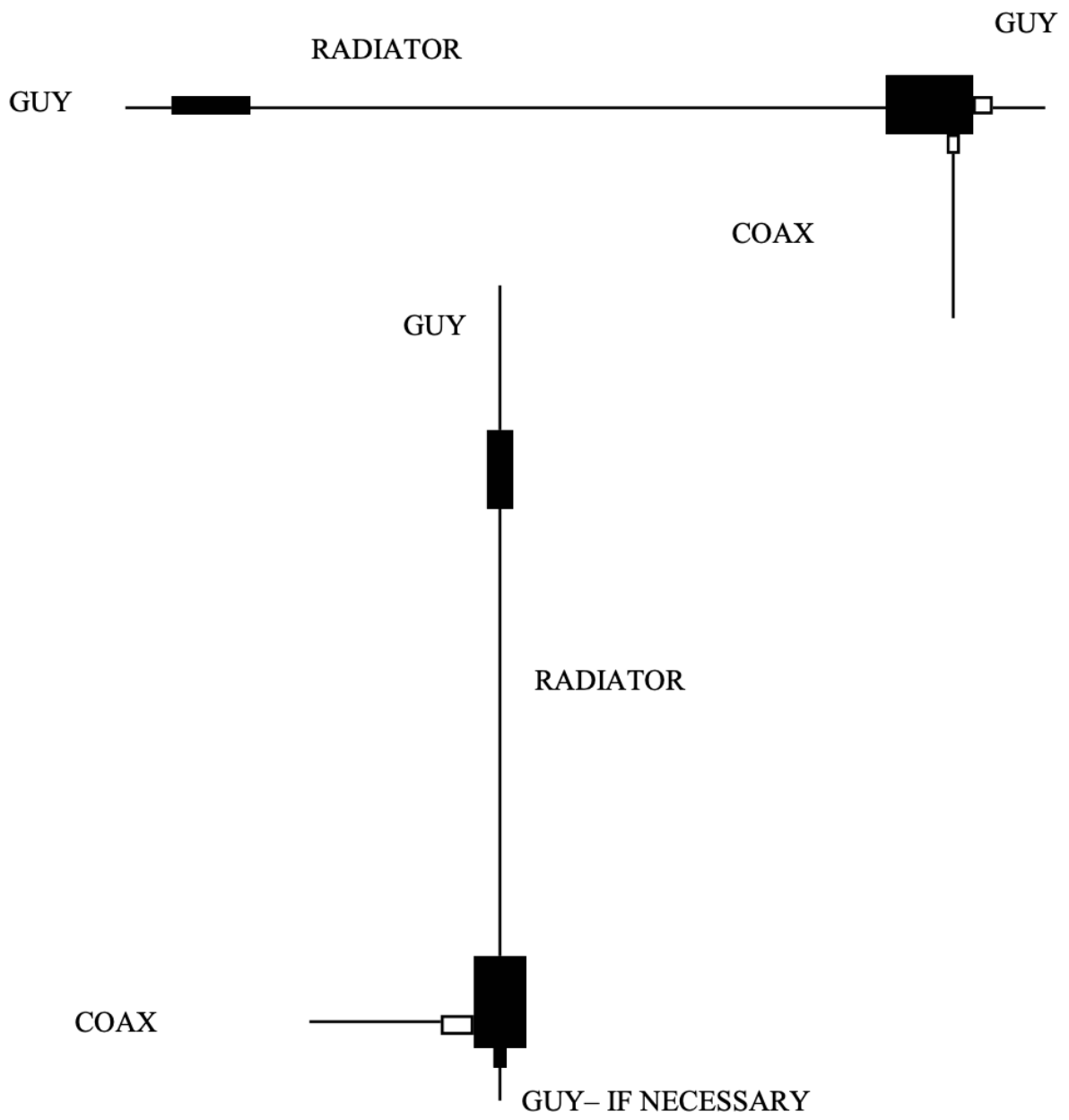
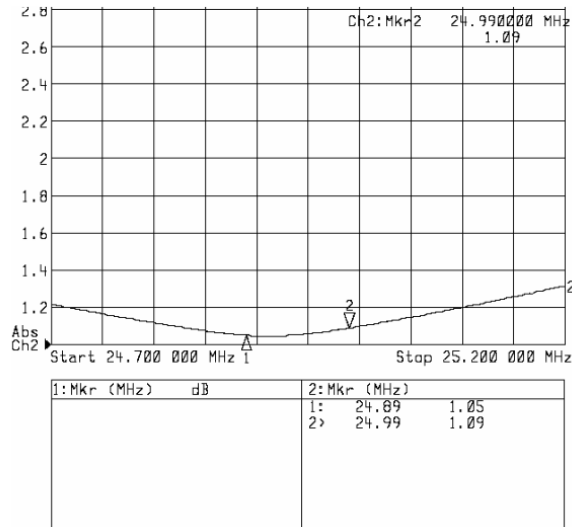


Fig. 3

**EF-12
TYPICAL
V.S.W.R. PLOT**



SPECIFICATIONS

Polarity:	Depends on mounting configuration
Design Z:	50 Ohms
Frequency of Operation:	24.890-24.990 MHz
V.S.W.R. Bandwidth:	400 kHz 1.5:1
Power Handling:	100 watts
Weight:	0.5 lbs
Length:	18'6"
Hardware:	Stainless Steel
Connector:	Silver/Teflon SO-239
Radiator:	#18 AWG Poly Stealth

**EndFedz®
Vibroplex LLC
1001 N. Broadway St.
Knoxville, TN 37917
(865) 309-5073**

www.vibroplex.com vibroplex@vibroplex.com